



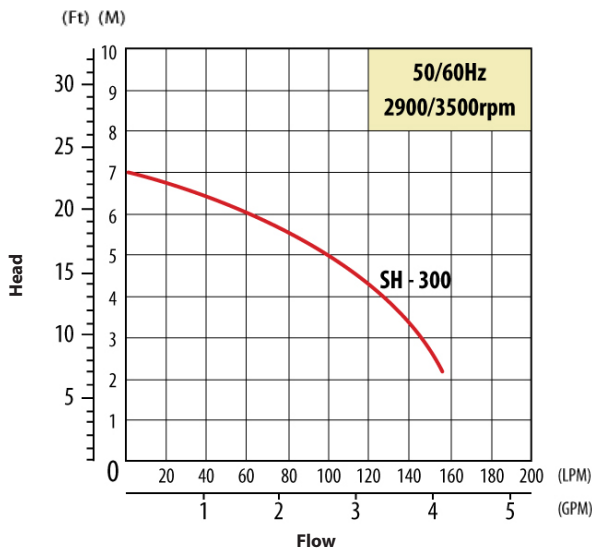
## FEATURES

- High efficiency PSC motor with built-in thermal overload protector
- Aluminum alloy motor housing thermoplastic reinforced with fiber glass pump casing and impeller
- Strainer located on upper side to avoid mud and solid block into the pump
- Equipped with float switch for automatic operation

## WARRANTY

1-Year Warranty

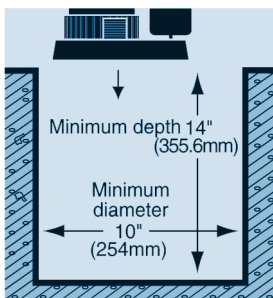
## PERFORMANCE CURVE




## SPECIFICATIONS

S33SH-300V .3315964


<b>MOTOR</b>	115V, 60Hz
<b>CORD LENGTH</b>	10'
<b>OUTLET</b>	1-1/2" NPT / 1-1/4" FNPT
<b>FLOW RATE</b>	3700 GPH
<b>HORSEPOWER</b>	1/3
<b>SWITCH TYPE</b>	Vertical Float Switch
<b>CONSTRUCTION</b>	Thermoplastic
<b>HEAD MAX</b>	26'
<b>DIMENSIONS</b>	13-3/8" x 7-7/8" x 7-7/8"
<b>WEIGHT</b>	11.6 lbs



Sump pump specifications.



When water fills sump pit, pump turns on.



Pump turns off when water level drops.